

CHIP Compatibility – 9/18/2015

Today there are several flavors of:

- Microsoft Operating Systems (O/S) and
- Microsoft Office (MSO) including Word, Excel, **Access**, PowerPoint, etc.

CHIP runs using Microsoft Office Access.

Please review the table below with your district technology staff to see the MS Office version & Operating System combinations that work with CHIP-AZ.

	Windows 7 O/S 64 bit	Windows 8.1 64 bit	Windows 10 64 bit
MS Office Access 2007	Not supported as of 8/1/2014.	Not supported as of 8/1/2014	Not supported as of 8/1/2014
MS Office Access 2010 32 bit	CHIP-AZ v16.2 or greater is OK	CHIP-AZ v16.2 or greater is OK	CHIP-AZ v16.2 or greater is OK
MS Office Access 2010 64 bit	No	No	No
MS Office Access 2013 32 bit	CHIP-AZ v16.2 or greater is OK	CHIP-AZ v16.2 or greater is OK	CHIP-AZ v16.2 or greater is OK
MS Office Access 2013 64 bit	No	No	No
MS Office Access 2016	No	No	No


*** Do not change the file format of CHIP-AZ from .mdb to .accdb. You will damage CHIP-AZ. ***

Per Microsoft, the recommendations for which edition of Office to install are as follows:

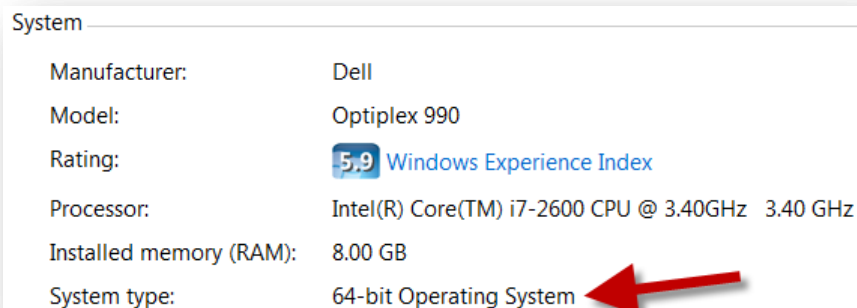
- If users in your organization depend on existing extensions to Office, such as ActiveX controls, third-party add-ins, in-house solutions built on previous versions of Office, or 32-bit versions of programs that interface directly with Office, **we recommend that you install 32-bit Office** (the default installation) **on computers that are running both 32-bit and 64-bit supported Windows operating systems.**

To determine your Operating System version:

Click the **Start** button, right click **Computer** or **My Computer**, and then click **Properties**.



Above shows Windows 7 Professional. Below shows 64-bit Operating System. You may see 32-bit.




To determine your Microsoft Office version:

Open Microsoft Office Access.

If running MSO 2010, you will see options similar to below.

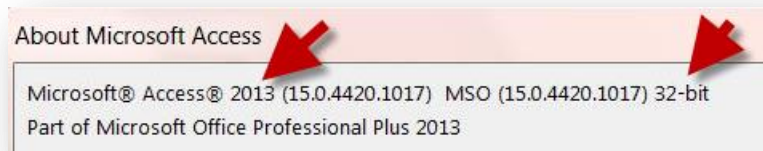
Click **File, Help**

Further down you will see either Version: (32-bit) or (64-bit).



If running MSO 2013, you will see options similar to below.

Click **File, Account**



If running MSO 2007 (not supported as of 8/1/2014), you will see options similar to below.

Click the **Microsoft Office Button**, and then click **Access Options**.

Click **Resources**, and then click **About**.

You will see Microsoft Office 2007.

